

R-TG 108n.4/440-445



Bifacial double-glass module with TOPCon solar cells



Safety

Electrical safety and mechanical robustness in all weather conditions are important aspects when choosing the right solar module.

Electrical safety – The module is approved for a system voltage of up to 1500 V. For maximum electrical safety, it is equipped with potted junction boxes rated IP68 and original STÄUBLI MC4-Evo 2 connectors.

Resilient – The specially tempered glass is resistant to the harshest weather conditions. The module is certified for resistance to salty air (class 5) and is therefore approved for use in coastal areas.

Fire protection – The module has achieved the classification $B_{ROOF}(t1)$ for all roof slopes in accordance with DIN EN 13501-5:2016. This means a particularly high fire resistance and resistance to fire spread as proven by German standards.

Certifications

- IEC 61215:2016 (module reliability)
- IEC 61730:2016 (module safety)
- IEC TS 62804-1:2015 (PID resistance)
- IEC 61701:2020 (salt mist resistance)

Warranty

- 30-year product warranty¹
- 30-year linear performance guarantee
- Guaranteed positive tolerance

¹If the system is registered; otherwise, 20 years.

Reliability

A PV system is a long-term investment. The durability of the modules is therefore an important quality aspect.

Certified production facilities – All SOLYCO solar modules are produced in state-of-the-art, highly automated factories that operate to the highest manufacturing standards to ensure consistent quality.

Double-glass composite – Glass is a particularly durable material and resistant to all weather effects (cold, heat, UV, gases, acids). The solar cells of the R-TG modules are embedded between two glass panes, providing highly effective and permanent protection against weather effects.

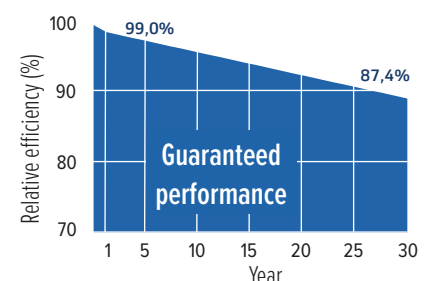
Performance

A combination of longevity and high electricity production – whatever the operating conditions – forms the basis for the economic viability of the PV system.

TOPCon solar cell technology – This technology enables a particularly high cell efficiency of >24 %. It features excellent temperature properties, outstanding low light performance and a high bifacial coefficient.

Optimal peak power – With a nominal power of up to 445 Wp and a module efficiency of 22.3 %, this module is the ideal choice for all roof systems.

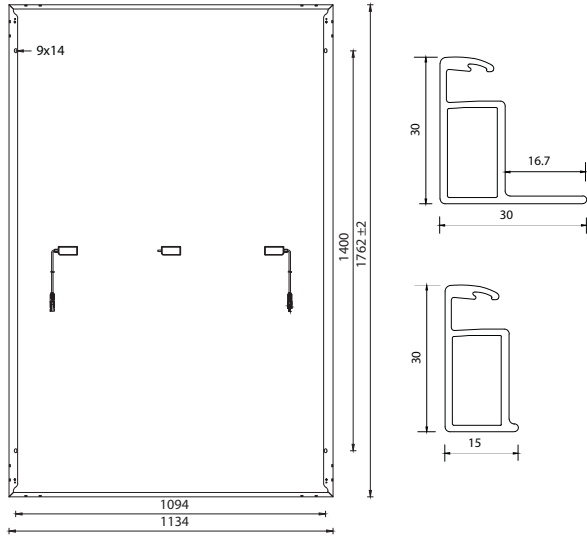
Maximum long-term stability – The combination of state-of-the-art cell and module technologies ensures consistently high electricity production. The modules do not suffer any loss of performance due to LID, PID and LeTID, which is reflected in excellent warranty conditions.



R-TG 108n.4/440-445

Bifacial double-glass module with TOPCon solar cells

Technical data



Connection and operating conditions

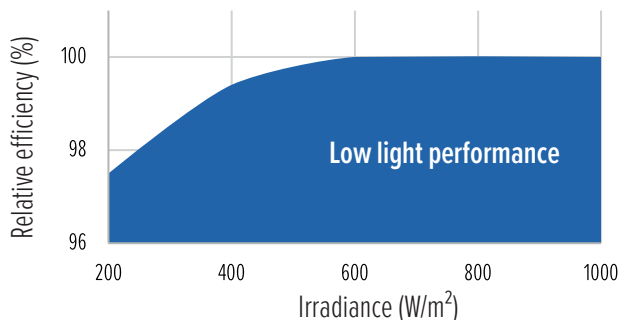
Maximum system voltage	1500 V
Operating temperature range	-40 °C to +85 °C
Mechanical resilience ¹	Pressure resistance tested at 5400 Pa Wind suction load resistance tested at 2400 Pa
Safety class	II
Reverse current overload	30 A
Fire classes ²	A (UL 790) B _{ROOF} (t1) according to DIN EN 13501-5:2016
Hail resistance	Hailstones up to 30 mm in size and at a speed of 23.9 m/s (Hail Resistance Class HW3)

¹Specified pressure load resistance: 3600 Pa and suction load resistance: 1600 Pa;

²For all roof slopes

Temperature coefficients

TC of the maximum power (P _{max})	-0.31 %/°C
TC of open circuit voltage (V _{oc})	-0.26 %/°C
TC of short circuit current (I _{sc})	+0.038 %/°C



This datasheet corresponds to DIN EN 50380.
Developed and designed in Germany.



take way
for an easy way
DE 63944028



General data

Cell technology	TOPCon, monocrystalline
Cell size and quantity	182 mm x 93.4 mm; 108 pcs
Module dimensions	1762 mm x 1134 mm x 30 mm
Module weight	24.5 kg
Frame	Black anodised aluminium
Glass	2 x 2.0 mm tempered solar glass with anti-reflective coating
Junction box and IP rating	3 pcs with one bypass diode each, potted in accordance with IP68
Cable and connector	4 mm ² solar cable, length 120 cm, STÄUBLI MC4-Evo 2 connector
Packaging unit	36 modules arranged vertically on a pallet, 936 / 40 ft container

Electrical data (STC)

Nominal data under standard test conditions (STC): irradiance 1000 W/m²; AM 1.5 spectrum; module temperature 25 °C; sorting for P_{max} 0 to +5 W

Module type	R-TG 108n.4/440	R-TG 108n.4/445
STC power output P _{max} (Wp)	440	445
Nominal power voltage V _{mp} (V)	32.90	33.12
Nominal power current I _{mp} (A)	13.39	13.44
Open circuit voltage V _{oc} (V)	39.40	39.60
Short circuit current I _{sc} (A)	13.84	13.90
Bifacial coefficient (%)	80 ± 10	80 ± 10
Module efficiency (%)	22.02	22.27

P_{max} tolerance: ±3.0 %; V_{oc}, V_{mp}, I_{sc}, I_{mp} tolerances: ±5.0 %

Electrical data (NMOT)

Nominal data at NMOT (Nominal Module Operating Temperature): irradiance 800 W/m²; AM 1.5 spectrum; ambient temperature 20 °C; wind velocity 1 m/s

Module type	R-TG 108n.4/440	R-TG 108n.4/445
Solar cell temperature (°C)	45 ± 2	45 ± 2
Power output P _{max} (Wp)	331	335
Nominal power voltage V _{mp} (V)	30.65	30.86
Nominal power current I _{mp} (A)	10.84	10.89
Open circuit voltage V _{oc} (V)	37.32	37.51
Short circuit current I _{sc} (A)	11.20	11.25

P_{max} tolerance: ±3.0 %; V_{oc}, V_{mp}, I_{sc}, I_{mp} tolerances: ±5.0 %

Electrical data when power is increased by bifaciality (e.g. 440 Wp)

	5 %	10 %	15 %
Power gain	5 %	10 %	15 %
Power output P _{max} (Wp)	462	484	506
Nominal power voltage V _{mp} (V)	33.10	33.17	33.22
Nominal power current I _{mp} (A)	13.96	14.60	15.24
Open circuit voltage V _{oc} (V)	39.81	39.88	39.93
Short circuit current I _{sc} (A)	14.53	15.22	15.92