

Seco

540-555w

High efficiency bifacial modules

PERC

182mm

PERC MODULE ADVANTAGE



Less mismatch to get more power



Less power loss by minimizing the shading impact



Excellent low-light performance



Low BOS and LCOE



3 times EL test to ensure best quality



Superior load capacity
2400 Pa wind load & 5400 Pa snow load

QUALITY SYSTEM

ISO9001 / ISO14001 / ISO45001

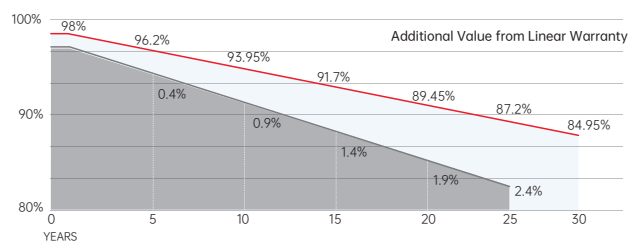
PRODUCT CERTIFICATION



INSURANCE

PICC

WARRANTY



Guarantee on product material and workmanship



Linear power output warranty



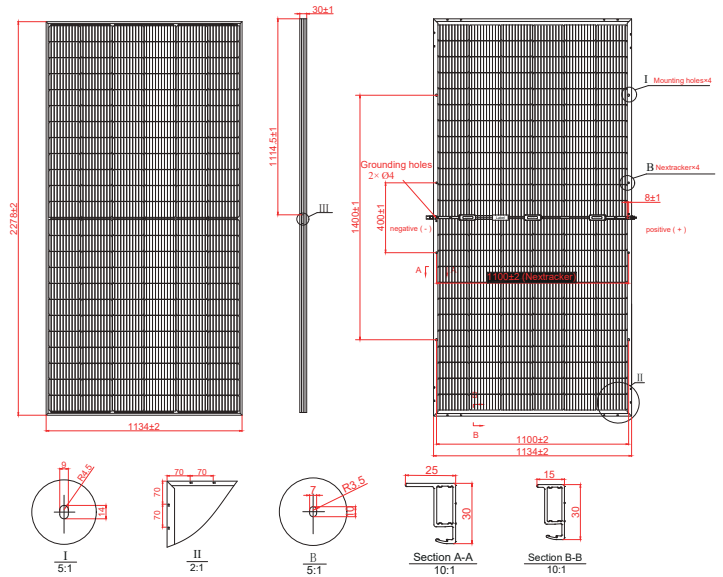
Mechanical Specifications

External Dimension	2278 x 1134 x 30 mm
Weight	32.0 kg
Solar Cells	PERC Mono crystalline(144 pcs)
Front / Back Glass	2.0mm AR coating semi-tempered glass, low iron
Frame	Anodized aluminium alloy
Junction Box	IP68, 3 diodes
Output Cables	4.0mm ² , 250mm(+)/350mm(-) or Customized Length

Packing Configuration

Container	20'HQ	40'HQ
Pieces per Pallet	36	36
Pallets per Container	4	20
Pieces per Container	144	720

Technical drawing



Electrical Characteristics

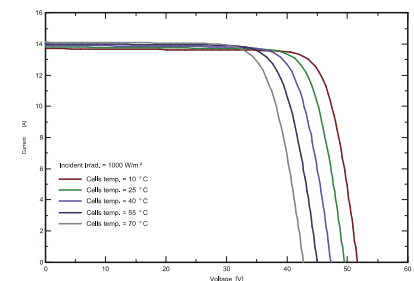
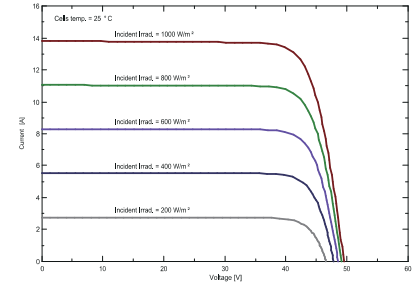
Module Type	SRP-540-BMA-BG			SRP-545-BMA-BG			SRP-550-BMA-BG			SRP-555-BMA-BG		
	Front STC	Front NOCT	Back STC	Front STC	Front NOCT	Back STC	Front STC	Front NOCT	Back STC	Front STC	Front NOCT	Back STC
Maximum Power P_{mp} (W)	540	406	378	545	409	382	550	414	385	555	418	389
Open Circuit Voltage V_{oc} (V)	49.50	46.18	49.48	49.60	46.32	49.58	49.70	46.40	49.68	49.80	46.50	49.78
Short Circuit Current I_{sc} (A)	13.81	11.16	9.74	13.90	11.23	9.80	14.00	11.32	9.87	14.10	11.41	9.94
Maximum Power Voltage V_{mp} (V)	41.55	38.39	41.61	41.80	38.41	41.86	42.05	38.58	42.10	42.31	38.68	42.34
Maximum Power Current I_{mp} (A)	13.00	10.59	9.09	13.04	10.65	9.13	13.08	10.73	9.15	13.12	10.81	9.19
Module Efficiency STC η (%)	20.90			21.10			21.29			21.48		
Power Tolerance (W)	(0, +4.99)											
Pmax Temperature Coefficient	-0.34 %/°C											
Voc Temperature Coefficient	-0.26 %/°C											
Isc Temperature Coefficient	+0.05 %/°C											

STC: Irradiance 1000 W/m² module temperature 25°C AM=1.5
Power measurement tolerance: +/-3%

Rear Side Power Gain(SRP-550-BMA-BG)

Power Gain	10%	15%	20%	25%	30%
Maximum Power P_{mp} (W)	605	633	660	688	715
Open Circuit Voltage V_{oc} (V)	49.70	49.70	49.70	49.70	49.70
Short Circuit Current I_{sc} (A)	15.40	16.10	16.80	17.50	18.20
Maximum Power Voltage V_{mp} (V)	42.05	42.05	42.05	42.05	42.05
Maximum Power Current I_{mp} (A)	14.39	15.04	15.70	16.35	17.00

I-V Curve



Application Conditions

Maximum System Voltage	1500V DC
Maximum Series Fuse Rating	25 A
Operating Temperature	-40~+85 °C
Nominal Operating Cell Temperature	45±2 °C
Bifaciality	70%±10%
Mechanical Load	Front side 5400 Pa / Back side 2400 Pa

Specifications are subject to change without further notification SRP-DS-EN-2024V1.0 © Copyright 2024 Seraphim



SERAPHIM ENERGY GROUP CO., LTD.

Add: NO.18, Shichuan Road, Jinzhai Economic Development Zone, Lu'an City, Anhui Province
Tel: +86-564-7736177 Email: info@seraphim-energy.com