

# Sable 615-630w

High efficiency bifacial modules

**TOPCon 182mm**

## TOPCon MODULE ADVANTAGE



Multi-Busbar technology



Superior load capacity



High module efficiency



Excellent low-light performance



Lower annual attenuation  
Longer warranty



Low BOS and LCOE



Reduce hot spot effect



Higher bifaciality

## QUALITY SYSTEM

ISO9001 / ISO14001 / ISO45001

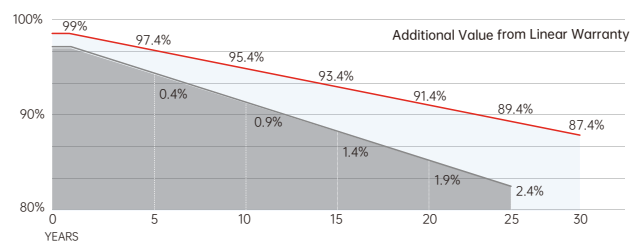
## PRODUCT CERTIFICATION



## INSURANCE

**PICC**

## WARRANTY



15 YEARS Guarantee on product material and workmanship



30 YEARS Linear power output warranty



**SERAPHIM ENERGY GROUP CO., LTD.**

Add: NO.18, Shichuan Road, Jinzhai Economic Development Zone, Lu'an City, Anhui Province  
 Tel: +86-564-7736177 Email: info@seraphim-energy.com

## Mechanical Specifications

External Dimension	2465 x 1134 x 30 mm
Weight	34.6 kg
Solar Cells	TOPCon 182 x 91 mm (156pcs)
Front / Back Glass	2.0mm AR coating semi-tempered glass, low iron
Frame	Anodized aluminium alloy
Junction Box	IP68, 3 diodes
Output Cables	4.0mm <sup>2</sup> , 250mm(+)/350mm(-) or Customized Length

## Packing Configuration

Container	20'GP	40'HQ
Pieces per Pallet	36	36
Pallets per Container	4	16
Pieces per Container	144	576

## Electrical Characteristics

Module Type	SRP-615-BTZ-BG			SRP-620-BTZ-BG			SRP-625-BTZ-BG			SRP-630-BTZ-BG		
	Front STC	Front NOCT	Back STC	Front STC	Front NOCT	Back STC	Front STC	Front NOCT	Back STC	Front STC	Front NOCT	Back STC
Maximum Power $P_{mp}$ (W)	615	462	492	620	466	496	625	470	500	630	474	504
Open Circuit Voltage $V_{oc}$ (V)	55.84	53.05	55.82	56.04	53.24	56.02	56.24	53.43	56.22	56.44	53.62	56.42
Short Circuit Current $I_{sc}$ (A)	13.89	11.11	11.11	13.95	11.16	11.16	14.01	11.21	11.21	14.07	11.26	11.26
Maximum Power Voltage $V_{mp}$ (V)	46.56	43.72	46.54	46.76	43.93	46.74	46.93	44.11	46.91	47.13	44.32	47.12
Maximum Power Current $I_{mp}$ (A)	13.21	10.57	11.11	13.26	10.61	11.16	13.32	10.66	11.21	13.37	10.70	10.70
Module Efficiency STC- $\eta$ (%)	22.00			22.18			22.36			22.54		
Power Tolerance (W)							(0, +4.99)					
Pmax Temperature Coefficient							-0.29 %/°C					
Voc Temperature Coefficient							-0.25 %/°C					
Isc Temperature Coefficient							+0.046 %/°C					

STC: Irradiance 1000 W/m<sup>2</sup> module temperature 25°C AM=1.5  
Power measurement tolerance: +/-3%

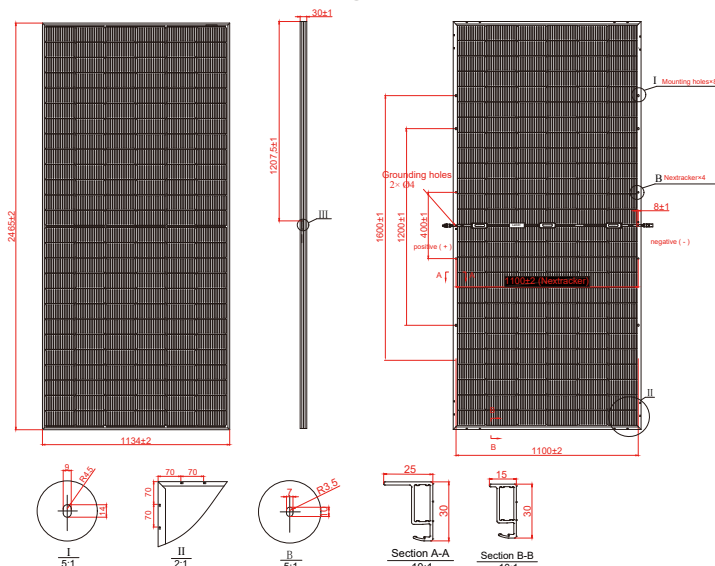
## Rear Side Power Gain( SRP-620-BTZ-BG )

Power Gain	10%	15%	20%	25%	30%
Maximum Power $P_{mp}$ (W)	682	713	744	775	806
Open Circuit Voltage $V_{oc}$ (V)	56.04	56.04	56.04	56.04	56.04
Short Circuit Current $I_{sc}$ (A)	15.35	16.04	16.74	17.44	18.14
Maximum Power Voltage $V_{mp}$ (V)	46.76	46.76	46.76	46.76	46.76
Maximum Power Current $I_{mp}$ (A)	14.59	15.25	15.91	16.58	17.24

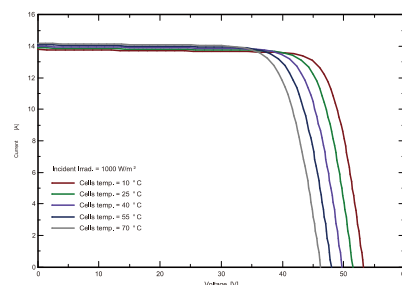
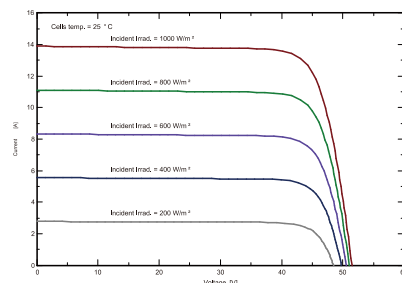
## Application Conditions

Maximum System Voltage	1500V DC
Maximum Series Fuse Rating	25 A
Operating Temperature	-40~+85 °C
Nominal Operating Cell Temperature	45±2 °C
Bifaciality	80%±5%
Mechanical Load	Front side 5400 Pa / Back side 2400 Pa

## Technical drawing



## I-V Curve



Specifications are subject to change without further notification SRP-DS-EN-2024V1.1 © Copyright 2024 Seraphim



SERAPHIM ENERGY GROUP CO., LTD.

Add: NO.18, Shichuan Road, Jinzhai Economic Development Zone, Lu'an City, Anhui Province  
Tel: +86-564-7736177 Email: info@seraphim-energy.com