


QUALITY  
TECHNOLOGY

ENGINEERED IN SWITZERLAND



pressure  
6200  
tensile  
4200

TESTED

TOPCON  
CELLS INSIDE

# IBEX 108MHC-TOPCON

420/425/430/435

BLACK

## 12BB

HALF-CELL  
MONO PV MODULE



SMBB TECHNOLOGY



LESS HOT SPOT SHADING EFFECTS



N-TOPCON CELL TECHNOLOGY



LOWER COST OF KILOWATT-HOUR  
ELECTRICITY (LCOE)



EXCELLENT ANTI-PID  
LOW LID PERFORMANCE



HIGH TECHNOLOGY  
SOLAR MODULES

- IEC61215(2016), IEC61730(2016)
- ISO9001:2015: Quality Management System
- ISO45001:2018 Occupational health and safety management systems



# IBEX 108MHC-TOPCON BLACK

## MONOCRYSTALLINE SOLAR MODULE

### ELECTRICAL DATA AT STC

Module Type	420W	425W	430W	435W
	STC	STC	STC	STC
Rated power P <sub>mpp</sub> [Wp]	420	425	430	435
P <sub>mpp</sub> range to	0/+5W	0/+5W	0/+5W	0/+5W
Rated current I <sub>mpp</sub> [A]	13.03A	13.10A	13.17A	13.24A
Rated voltage V <sub>mpp</sub> [V]	32.23V	32.44V	32.65V	32.85V
Short-circuit current I <sub>sc</sub> [A]	13.96A	14.03A	14.10A	14.17A
Open-circuit voltage U <sub>oc</sub> [V]	38.57V	38.81V	39.04V	39.27V
Efficiency at STC up to	21.51%	21.76%	22.02%	22.28%
Application Class	Class A	Class A	Class A	Class A

### ELECTRICAL DATA AT NOCT

Power at P <sub>mpp</sub> [Wp]	315	319	323	327
Rated current I <sub>mpp</sub> [A]	9.74	10.68	10.74	10.80
Rated voltage V <sub>mpp</sub> [V]	29.66	29.87	30.07	30.28
Short-circuit I <sub>sc</sub> [A]	11.24	11.30	11.36	11.62
Open-circuit voltage U <sub>oc</sub> [V]	36.74	36.95	37.15	37.35

### LIMITING VALUES

Max. system voltage [V]	1500V DC (IEC)
Max. return current [I]	25A
Operating Temperature	- 40 to +85°C
Max.tested pressure load [Pa]2	6200
Max. tested tensile load [Pa]2	4200

### TEMPERATURE COEFFICIENT

I <sub>sc</sub>	V <sub>oc</sub>	P <sub>max</sub>
0.046% /°C	-0.25 % /°C	-0.30% /°C

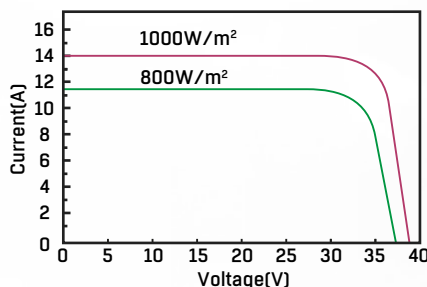
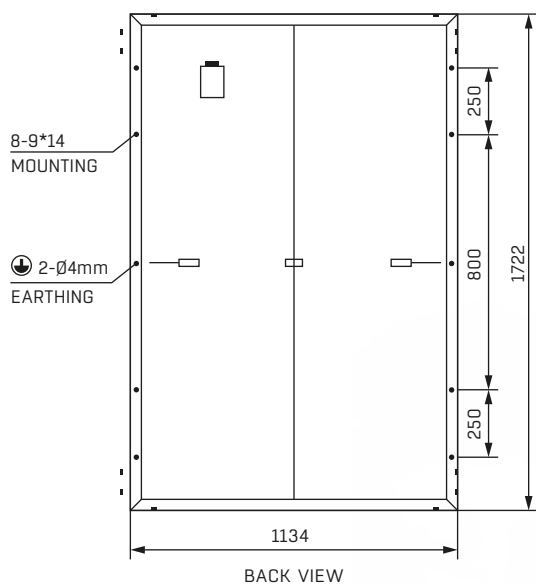
### SPECIFICATIONS

Type of cells	N-type Mono
Number of cells	108 (12x9)   182x91mm
Dimensions	1722 x 1134 x 30 mm
Weight	21.0 kg
Frontglass	3.2 mm coated tempered glass
Frame	Anodized Aluminium Alloy
Junction box	Split Junction Box (IP68)
Cable	4 mm <sup>2</sup> , +300mm,-300mm Cust.Length
Diodes	3 Diodes
Plug-in connection	MC4 Compatible
Hail test (max. hailstrom)	Ø45mm   23 m/s   83 km/h

### PACKING CONFIGURATION

Container	40 HQ	Pieces Per Pallet	36
Pallets Per container	26	Pieces per Container	936

The specifications and average values can vary slightly. Relevant is the corresponding data of the individual measurement. Specifications are subject to change without notice. Measurement tolerance depending on equipment: rated power +/- 3%, other values +/- 10%. All information given in this data sheet corresponds to DIN EN 50380. A potential light-induced degradation of the power after commissioning is not considered here. Further information in the installation manuals. 1 The specific warranty conditions are given under [www.swissenergy-solar.ch](http://www.swissenergy-solar.ch) | 2 Horizontal mounted | 3 Tolerance L/W = +/- 3 mm. H +/-2mm, the dimensions given in the order confirmation will be decisive | 4 Location and dimensions of holes on request



### WARRANTY

**25 YEARS**  
PRODUCT WARRANTY

**30 YEARS**  
POWER WARRANTY